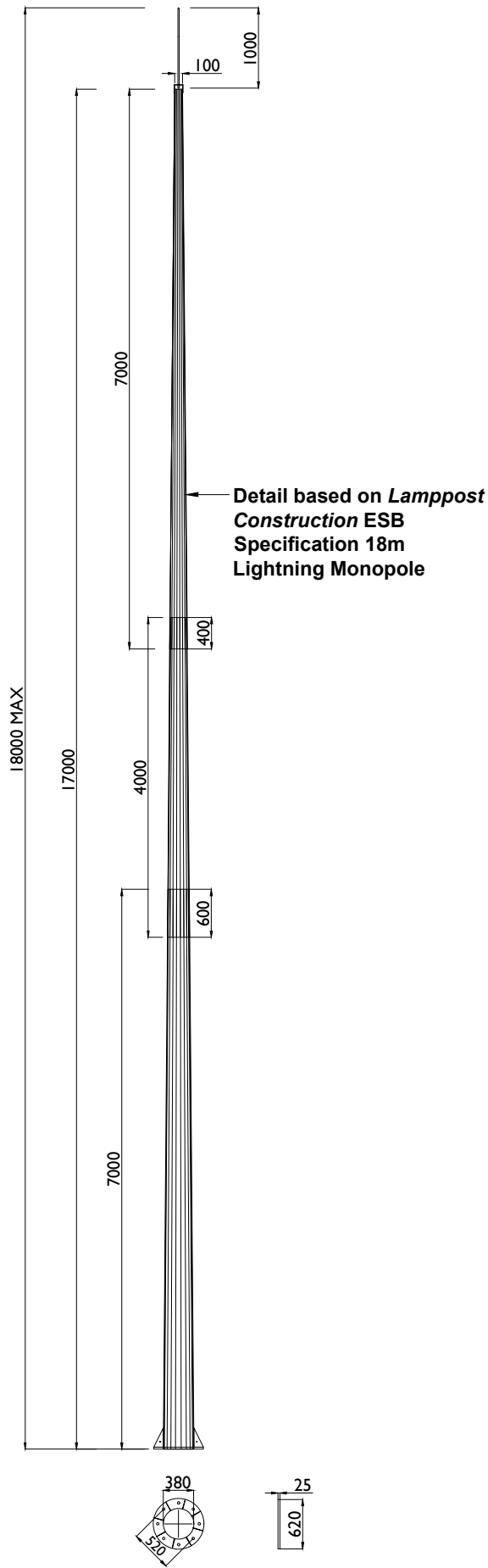


**GENERAL NOTES:**

1. ALL DRAWINGS TO BE READ IN CONJUNCTION WITH THE SPECIFICATION AND ALL ENGINEERS AND ARCHITECTS DRAWINGS.
2. ALL CONCRETE TO BE IN ACCORDANCE WITH I.S. EN 206-1:2002 WITH THE MIX DESIGNS SHOWN IN TABLE 1.
3. CONCRETE FINISHES TO BE IN ACCORDANCE WITH TABLE 6.1 OF THE ESBI SPECIFICATION CS17-S01-005.
4. ALL REINFORCEMENT SHALL BE IN ACCORDANCE WITH BS4449 AND SCHEDULED IN ACCORDANCE WITH BS.8666. 300MM LAPS FOR A142 MESH 600MM MIN LAPS FOR A393 MESH.
5. REFER ALWAYS TO RELEVANT EARTH GRID DRAWING PRIOR TO EXCAVATIONS & CONCRETE POURS.
6. GEOMETRICAL TOLERANCES TO BE IN ACCORDANCE WITH TABLE 6.2 OF ESBI SPECIFICATION CS17-S01-005.

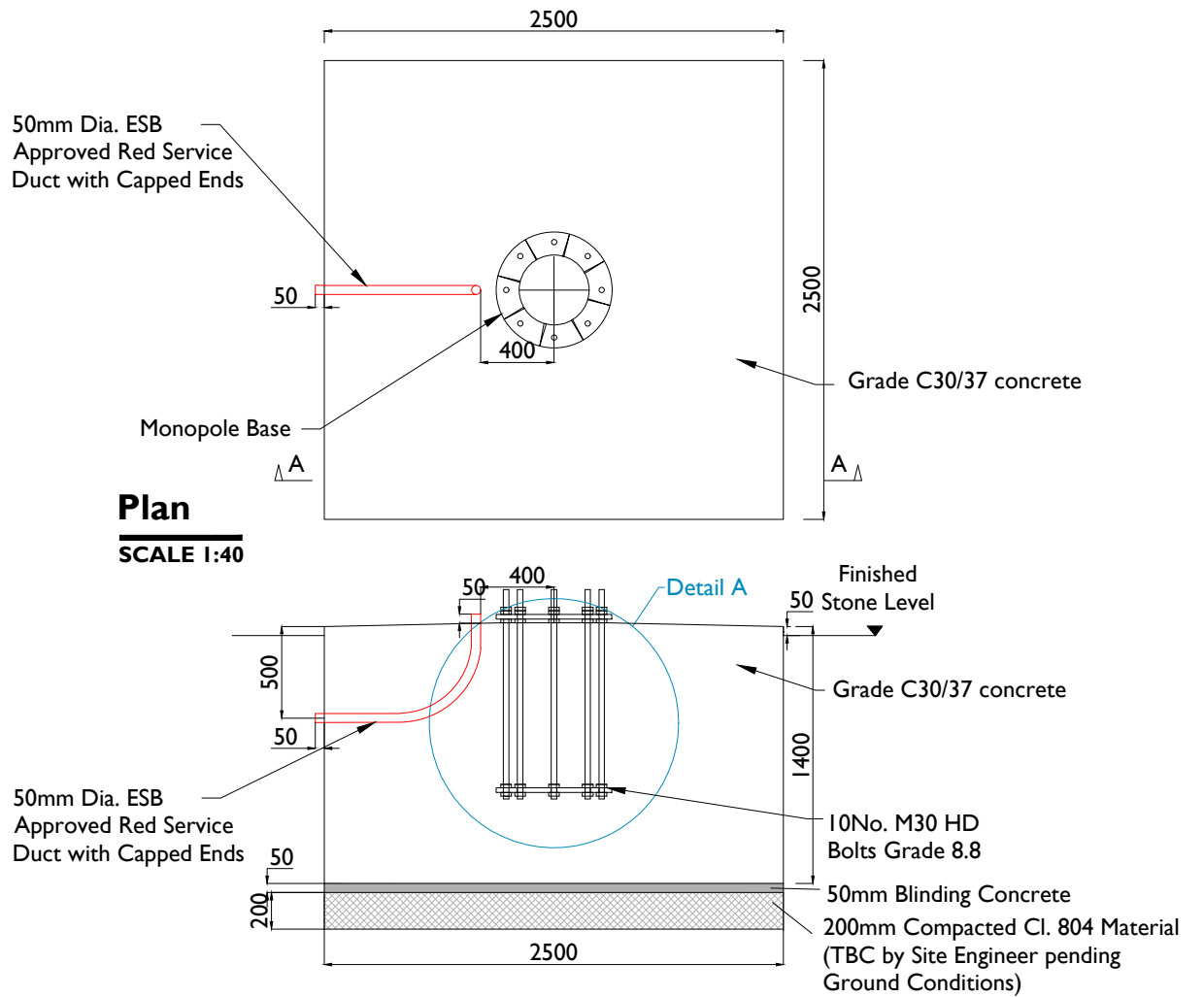
**FOUNDATION NOTES:**

7. GROUND TO HAVE A MINIMUM BEARING CAPACITY OF 100 kN/m<sup>2</sup>.
8. FORMATION LEVEL AND FOUNDATIONS TO BE INSPECTED AND APPROVED BY THE ENGINEER PRIOR TO ANY CONCRETE BEING POURED.
9. ALL FOUNDATIONS ARE TO BE BLINDED IMMEDIATELY AFTER EXCAVATION WITH 50MM OF C16/20 CONCRETE BLINDING.
10. REFER ALWAYS TO THE RELEVANT EARTH WORK DRAWINGS PRIOR TO EXCAVATIONS & CONCRETE POURS.

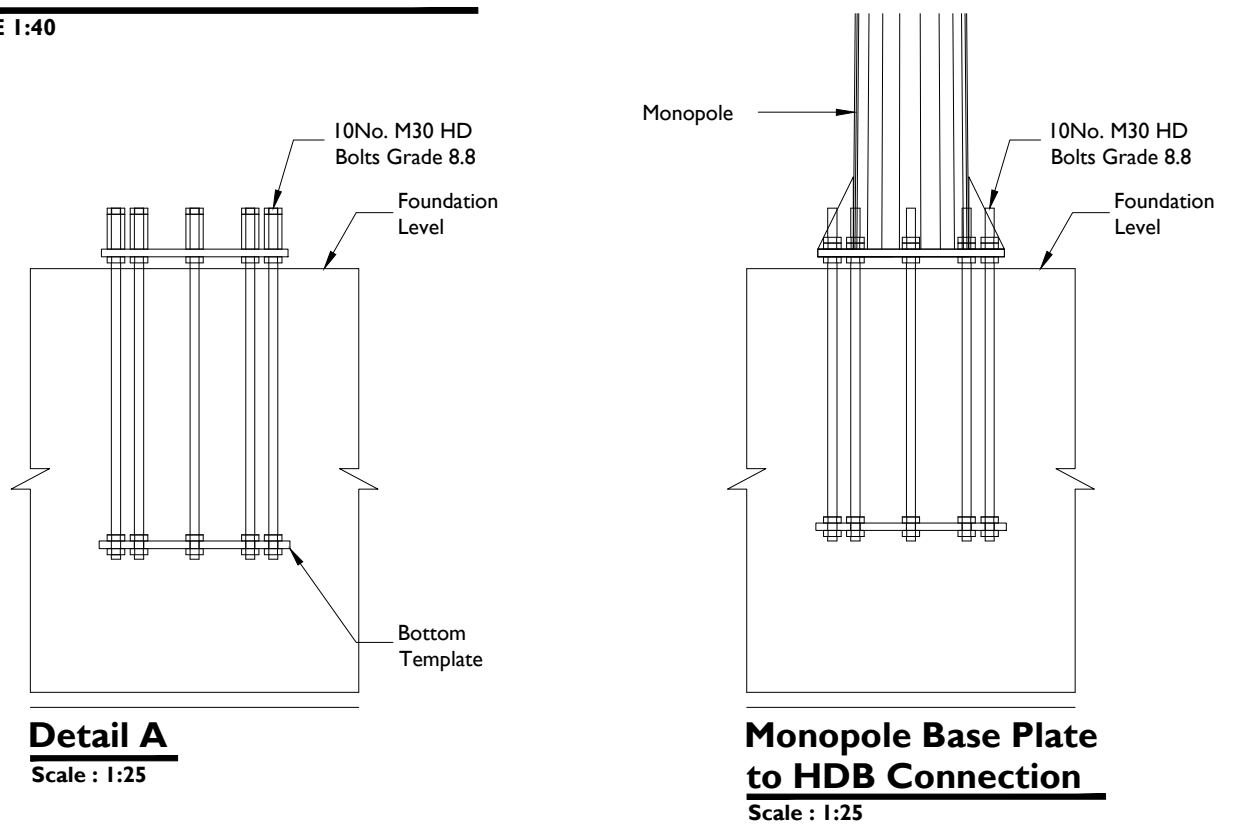


**Monopole Details**  
SCALE 1:75

Issued for Planning  
29.10.2025



**Section A-A: Foundation detail**  
SCALE 1:40



**Detail A**  
Scale : 1:25

**Monopole Base Plate to HDB Connection**  
Scale : 1:25



Head Office  
Beenreigh,  
Abbeydorney,  
Tralee, Co. Kerry  
Ireland  
Tel: 00353 66 7135710

CLIENT  
Coom Green Energy  
Park Limited

SHEET TITLE  
Lighting Monopole Foundation Details  
18m Mast

DRAWING STATUS  
For Planning

PROJECT NUMBER  
300-100920

SHEET NUMBER  
300100920-DR-215

PROJECT  
Coom Green Energy Park  
110kV Grid Connection

**LEGEND/NOTES: -**

- This drawing is to be read in conjunction with relevant drawings, specifications and reports.
- Dimensions are in millimeters, unless noted otherwise.
- Drawings are not to be scaled use figured dimensions only.

ISSUE/REVISION

I/R	DATE	DESCRIPTION
P1	29.10.25	Issued for Planning
N1	02.04.25	Issued for Information